


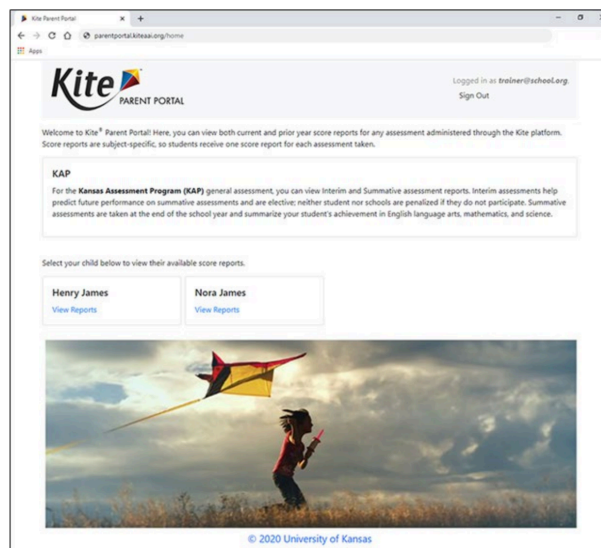
Viewing Students' State Assessment Scores

- 1) Visit <https://parentportal.kiteaai.org/> and enter your email address.
Note: USD 232 uploads parent email addresses from Skyward– so if your email address has changed, please notify Tami Casey (tcasey@usd232.org), so she can change it in the KITE Parent Portal).

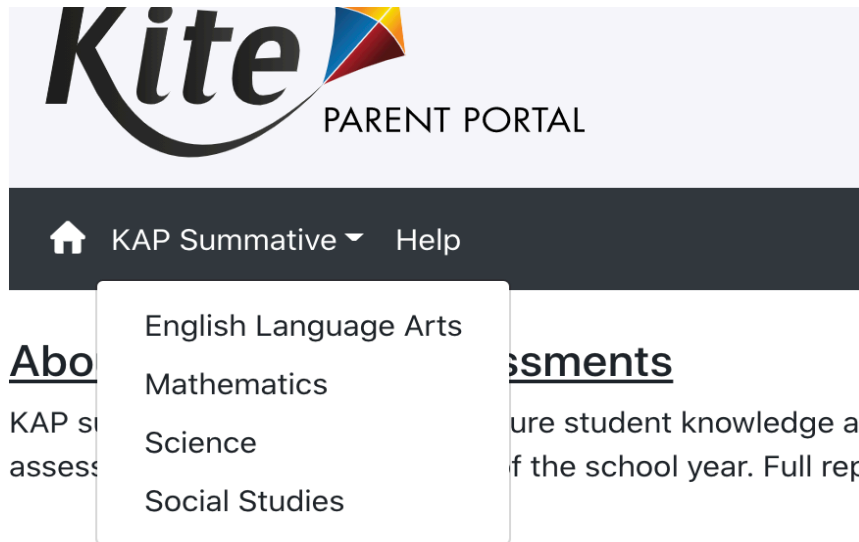
You will see a screen like this:



- 2) Once you put in your email address, and hit “Get Started!”, your email will receive a randomly generated token/access code from kite-support@ku.edu (be sure to check junk folders if you don’t see it in your main email) that will act as a password. Please note that every time you go into the portal to view scores, you will get a new token/access code sent.
- 3) Once you are in the portal, you will get an image like this with student names and blue “view report links” below student names.








- 4) After you select the view reports link for a student, you will get a screen that looks like this:



- 5) Please note that the types of assessments listed will only show up if students have participated in these. [Students may only have “KAP Summative”, which refers to the general state assessments in which students participate in grades 3-8, 10 and 11.]
- 6) Once you click on the subject (item #4 above), you will get a screen like this. Clicking on the PDF icon will get you the report.

The screenshot shows the "About Interim Predictive Assessments" page in the Kite Parent Portal. The page has a header with navigation links: KAP Interim, KAP Summative, KELPA, and Help. The student's name, "Henry James", is displayed in the top right corner. The main heading is "About Interim Predictive Assessments". Below the heading, there is a paragraph stating: "Interim predictive assessments are elective; neither students nor schools are penalized if they do not participate." Another paragraph explains that these assessments are provided in ELA and mathematics during the school year to predict future performance on the Kansas summative assessments. A table is shown with the caption "Full reports for English Language Arts can be found in the table below." The table has five columns: Year, School Name, Grade, Report Cycle, and Report. The table contains six rows of data. A red circle with the number 4 is placed over the table's column headers. A red circle with the number 5 is placed over the PDF icon in the first row of the table. The page number "1 - 6 of 6 items" is displayed at the bottom right.

Year	School Name	Grade	Report Cycle	Report
2020	Meadowlark Middle School	6	Fall	
2020	Meadowlark Middle School	6	Spring	
2020	Meadowlark Middle School	6	Winter	
2019	Lewisville Elementary	5	Spring	
2019	Lewisville Elementary	5	Fall	
2019	Lewisville Elementary	5	Winter	